

Program Name CAAP

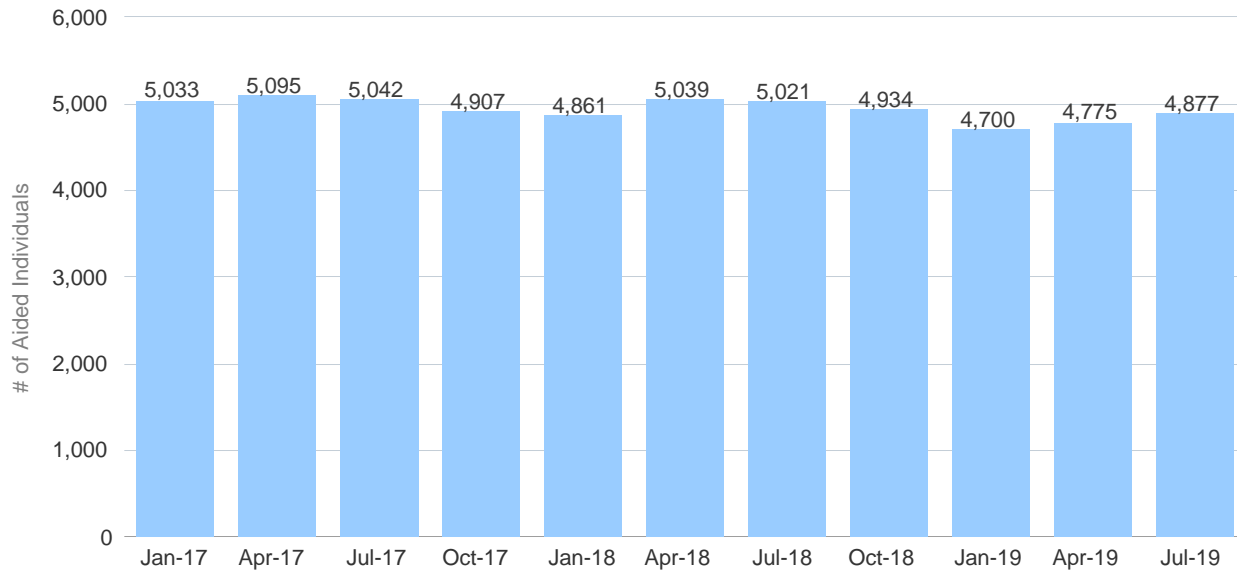
Program Name	Total Number of Aided Individuals	Total Number of Aided Cases (Households)
CAAP	4,663	4,662

Program: CAAP
Data Source: CalWIN System as of Oct-2019
San Francisco Human Services Agency Planning Unit

Aided Individual Trend Over Time

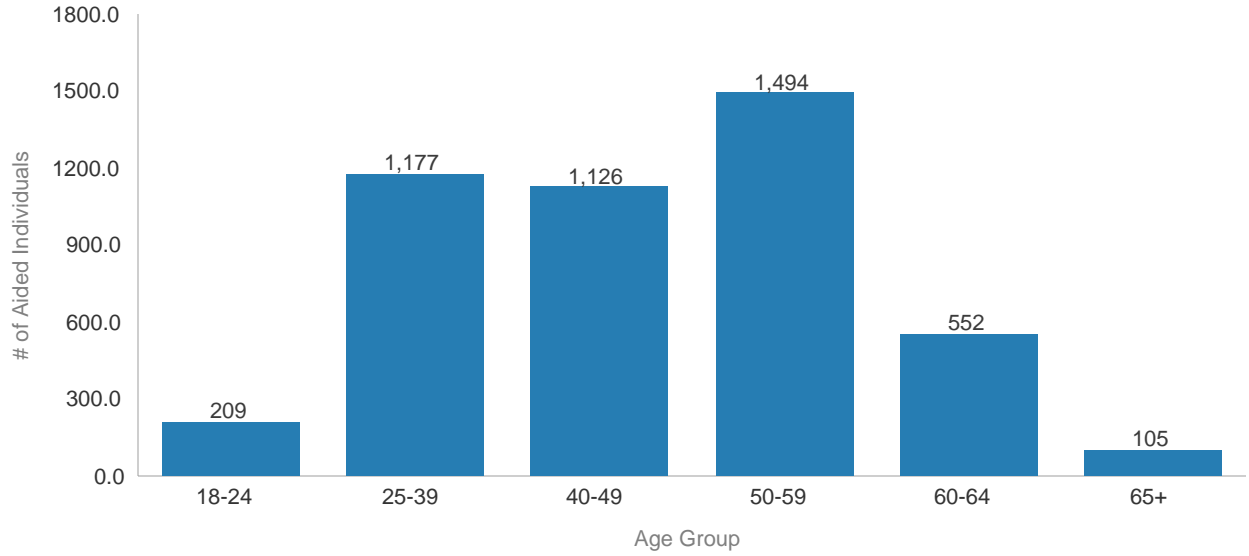
Caseload data in recent months are impacted by retroactive changes and are excluded from this trend analysis. Monthly counts are subject to change over time due to case revisions.

of Aided Individuals



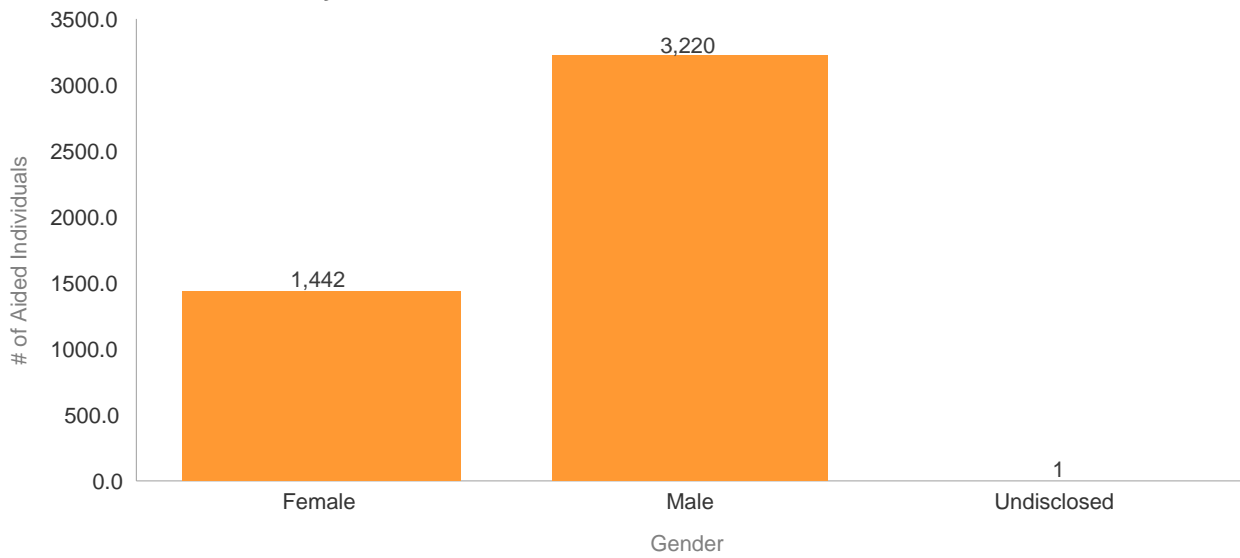
Program: CAAP
Data Source: CalWIN System as of Oct-2019
San Francisco Human Services Agency Planning Unit

Total Aided Individuals, by Age Group



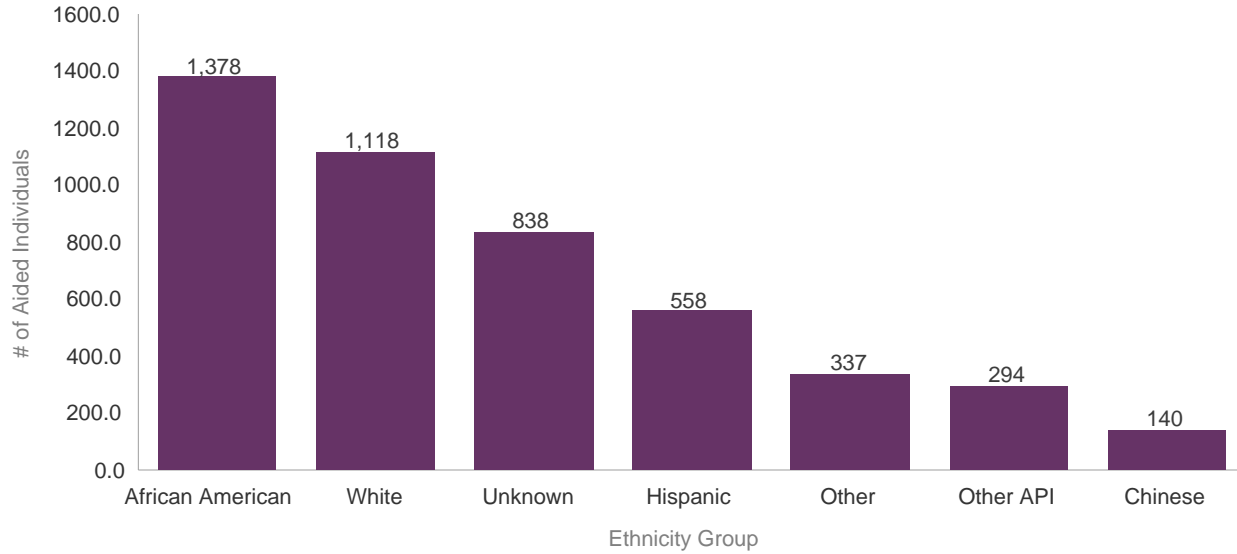
Program: CAAP
Data Source: CalWIN System as of Oct-2019
San Francisco Human Services Agency Planning Unit

Total Aided Individuals, by Gender



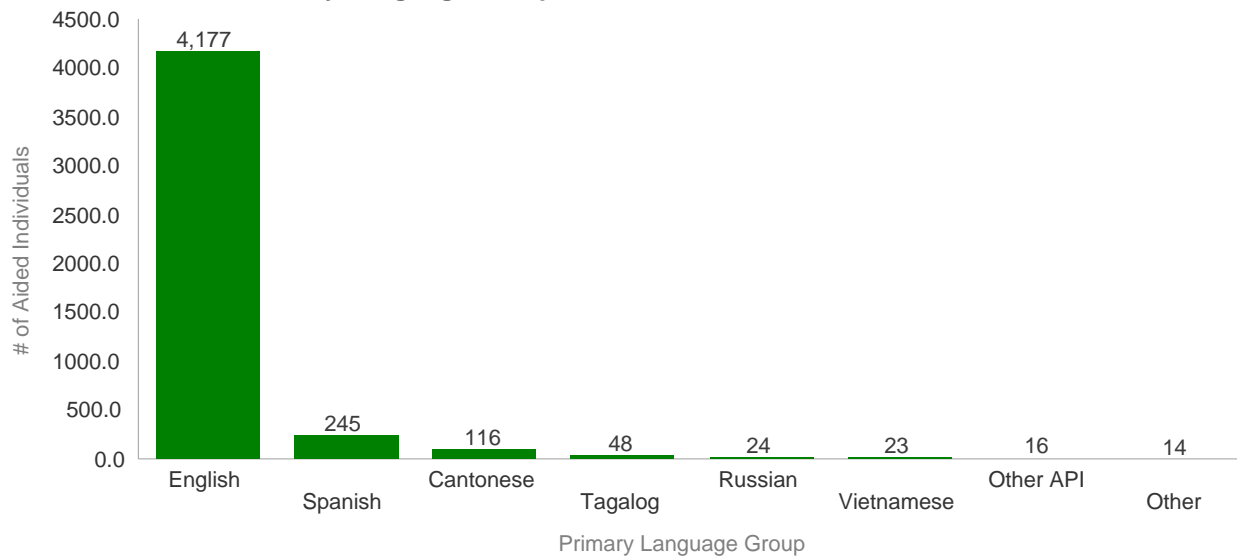
Program: CAAP
Data Source: CalWIN System as of Oct-2019
San Francisco Human Services Agency Planning Unit

Total Aided Individuals, by Ethnicity Group



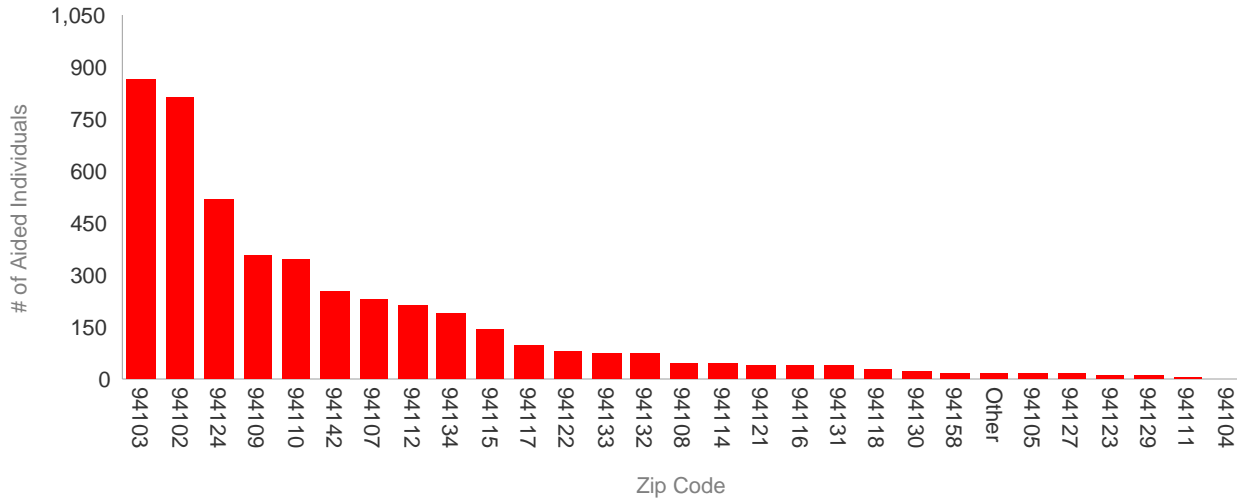
Program: CAAP
Data Source: CalWIN System as of Oct-2019
San Francisco Human Services Agency Planning Unit

Total Aided Individuals, by Language Group



Program: CAAP
Data Source: CalWIN System as of Oct-2019
San Francisco Human Services Agency Planning Unit

Total Aided Individuals, by Zip Code



Zip Code	San Francisco Neighborhood	# of Aided Individuals
94103	South of Market	864
94102	Hayes Valley/Civic Center/Tenderloin	813
94124	Bayview/Hunters Point	519
94109	Polk/Russian Hill/Nob Hill	357
94110	Mission District/Bernal Heights	348
94142	General Delivery	254
94107	Potrero Hill/SOMA	230
94112	Ingleside/Excelsior	216
94134	Visitacion Valley	193
94115	Western Addition/Japantown	145
94117	Haight-Ashbury	98
94122	Sunset	80
94133	North Beach	79
94132	Lake Merced/Lakeside	76
94108	Chinatown	50
94114	Castro/Noe Valley	45
94121	Outer Richmond	44
94116	Sunset/Parkside/Forest Hill	42
94131	Twin Peaks/Glen Park	40
94118	Inner Richmond	29
94130	Treasure Island	23
94158	Mission Bay	21
Other	Other	21
94105	Rincon Hill	20
94127	St. Francis Wood/Miraloma/West Portal	20
94123	Marina/Cow Hollow	14
94129	Presidio	13
94111	Embarcadero	7
94104	Financial District	2
Grand Total		4,663

Program: CAAP
 Data Source: CalWIN System as of Oct-2019
 San Francisco Human Services Agency Planning Unit