

A Retrospective Examination of Child Protection Involvement among Young Adults Receiving Homeless Services:

Preliminary Findings from Linked HMIS & CWS/CMS Data...

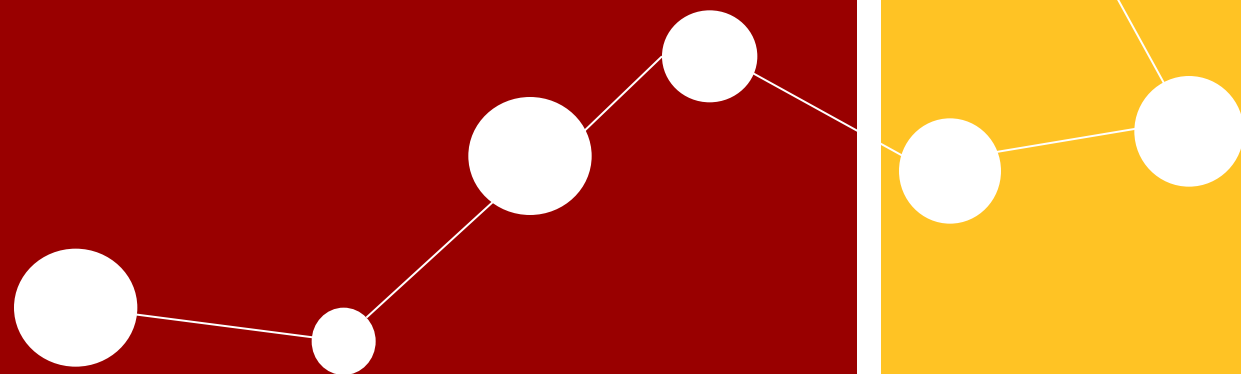
Emily Putnam-Hornstein, PhD


Bridgette Lery, PhD

Jonathan Hoonhout, BA

Susanna Curry, MSW

Shraddha Deshmukh, MS





Harnessing the scientific potential of linked, administrative data to inform children's programs and policies.

[.org/about-us/](#)




Conrad N. Hilton
FOUNDATION

USC School
of Social Work

california
child welfare
indicators project





Background

- ❖ Growing appreciation of the relationship between childhood experiences, particularly childhood abuse and neglect and foster care placement, and risk of homelessness during young adulthood.
 - ❖ *Homeless adults self-report higher rates of history of maltreatment and foster care placements than the general population (Koegel et al., 1995; Winkleby et al., 1992)*
 - ❖ *Between 11-46% of youth who age out of the foster care system experience homelessness in the years following emancipation (Dworsky & Courtney, 2010; Fowler, Toro & Miles, 2009; White, Gallegos, O'Brien, Weisberg, Pecora, & Medina, 2011; Dworsky, Napolitano, & Courtney, 2013).*
- ❖ Efforts to align services across these two systems has been challenging. Among a range of issues that have hindered the coordination of public programs across sectors, certainly one is the absence of data which would allow for an understanding of when, where, and for whom these cross-system interactions may be most salient.

Objective

- Limited epidemiological data available from which we can ascertain how many clients served by homeless services have a history of child protective service involvement
- These data are needed so that we can:
 1. *Document the cross-system involvement of vulnerable youth in California*
 2. *Monitor trends and evaluate the efficacy of prevention and intervention efforts*
 3. *Develop programs that are responsive to what may be unique service support needs for homeless individuals who have been maltreated or were in foster care*

Data

Statewide
Child
Protection
Records
(CWS/CMS)



reported for
alleged
maltreatment
in California

*abused or
neglected, but
never reported*

*involved with child
protection outside
of California*

18-24yr old
youth receiving
homeless
services in SF
between 2011-
2014

*homeless, but not
receiving services*

*receiving homeless
support services, but
not in SF County*

SF County
Homeless
Service
Records
(HMIS)

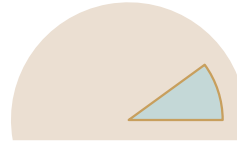


Record Extracts

- **CWS/CMS (Q3 2014 extract): 1,546,558** maltreatment reports involving unique individuals born between **1989-1996** and reported for maltreatment after **1998** (*left-censored observations due to new system*)
- **SF HMIS (Sept. 2014 extract): 3,704** homeless service records involving unique individuals born between **1989-1996** and with a homeless program service encounter between **2011-2014** (*significant within datasets de-duplication required to arrive at a unique client list*)

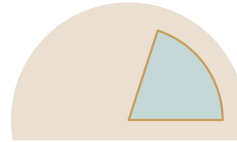
Data Processing

Files Prepped



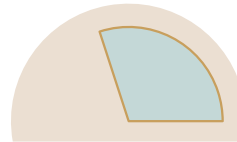
Defined universe of CWS/CMS & HMIS records extracted, cleaned, standardized, coded on non-networked workstation.

Probabilistic Linkages



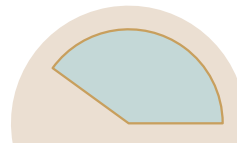
Initial probabilistic models tested using different blocking and matching variables. Algorithms used to establish record pairs.

Clerical Review



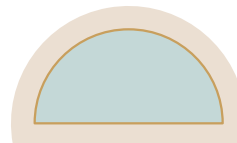
Clerical / manual review of record pairs. Upper and lower match thresholds established. Match assignments made.

Dataset De-identified



Matched records exported, stripped of identifiers and re-integrated with analytic service variables


Analysis



Descriptive and multivariable analyses conducted using Stata MP (v.14) on secure university server.

Questions

~~How many children reported for maltreatment and/or in foster care later use homeless services?~~



Statewide / California
Child Welfare Records

How many young adults accessing homeless support services have a history of child protection involvement?



San Francisco
HMIS Records



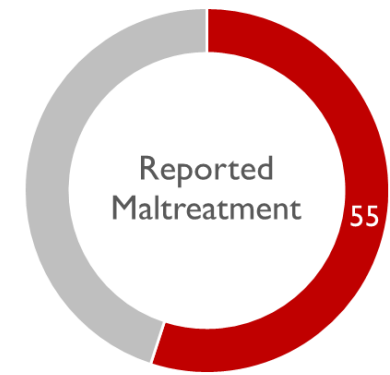
Preliminary Findings : *Demographics**

- Among 18-24 year old youth receiving homeless services in SF County between 2011-2014...
 - 3,704 young adults served
 - 51% female, 48% male, <1% transgender
 - 41% black, 25% Hispanic, 16% white, 17% other/missing

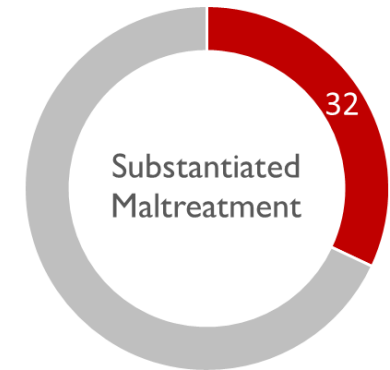
Preliminary Findings: Child Protection History*

Among 18-24 year old youth receiving homeless services in SF County between 2011-2014...

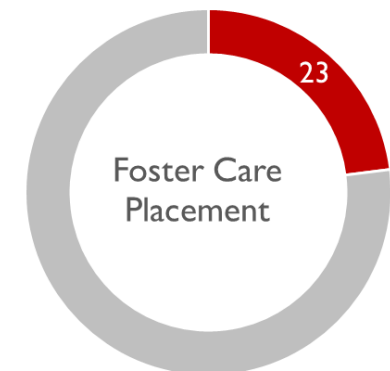
- **55%** (n=1,863) had at least one allegation of childhood maltreatment
- **32%** (n=1,096) had been formally substantiated as a childhood victim of maltreatment
- **23%** (n=773) had spent time in out-of-home foster



■ reported maltreatment ■ no reports



■ substantiated report ■ no substantiation



■ foster care placement ■ no placement

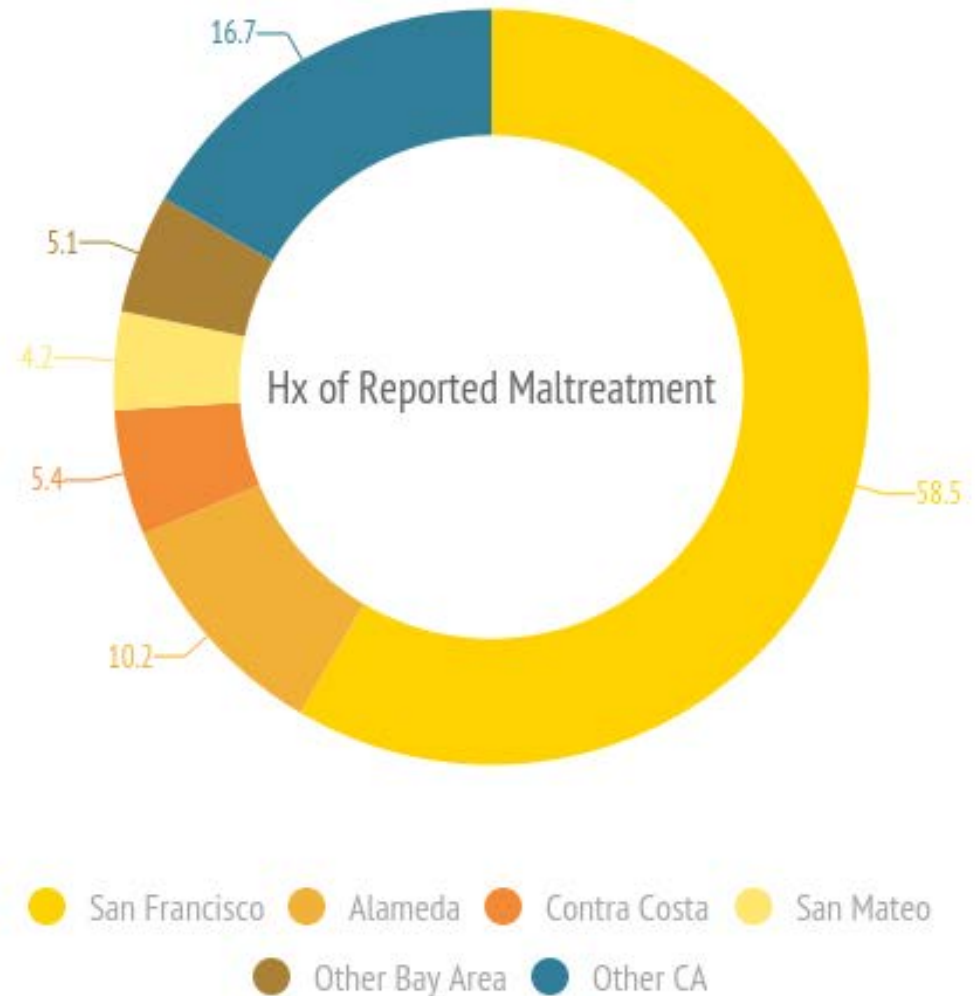
Preliminary Findings: Child Protection History*

- Among 18-24 year old youth receiving homeless services in SF County between 2011-2014...
 - **18%** (n=614) had been reported at least once for alleged sexual abuse
 - **32%** (n=1,087) had been reported at least once for alleged physical abuse
 - **41%** (n=1,387) had been reported at least once for alleged neglect

(children reported for two or more types of maltreatment will appear more than once above)

Preliminary Findings:
*Cross-county data**

Among 18-24 year old youth receiving homeless services in SF County between 2011-2014 who ALSO had a history of reported maltreatment...



Distribution of first reports of maltreatment by county.

*DRAFT: Please do not quote or cite without authors' permission

18-24 year old young adults receiving homeless services in SF County: History of First Reported Maltreatment by County



● Bay Area ● Other ● San Francisco

www.datanetwork.org



Count
● < 38
● 38 - 76
● 76 - 114
● 114 - 152
● 152 - 190

www.datanetwork.org

Preliminary Findings: Foster Care Placements*

- Among 18-24 year old youth receiving homeless services in SF County between 2011-2014 AND who had a foster care history...
 - **33%** (n=249) had a last placement in a group home
 - **31%** (n=242) had a last placement in a non-kin foster home home
 - **26%** (n=200) had a last placement with kin

(last known foster care placement type is reported above)

In Preparation...

- Examination of demographic differences among homeless youth based on child protection history
- Examination of differences in the nature of homeless service engagement and program types based on a child protection history
- Examination of out-of-county foster care placements
- Additional geographic examinations of cross-county service patterns

Questions?

www.datanetwork.org

<http://www.sfhsa.org/>

Bridgette Lery, PhD (bridgette.lery@sfgov.org)

Emily Putnam-Hornstein, PhD (ehornste@usc.edu)