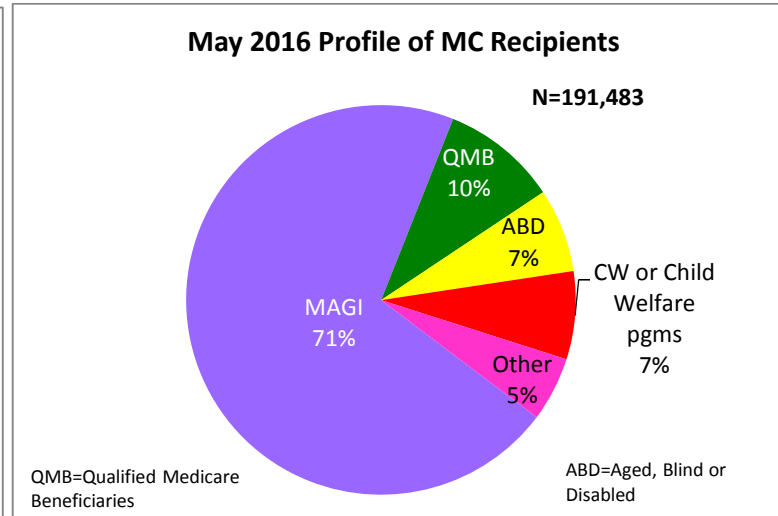
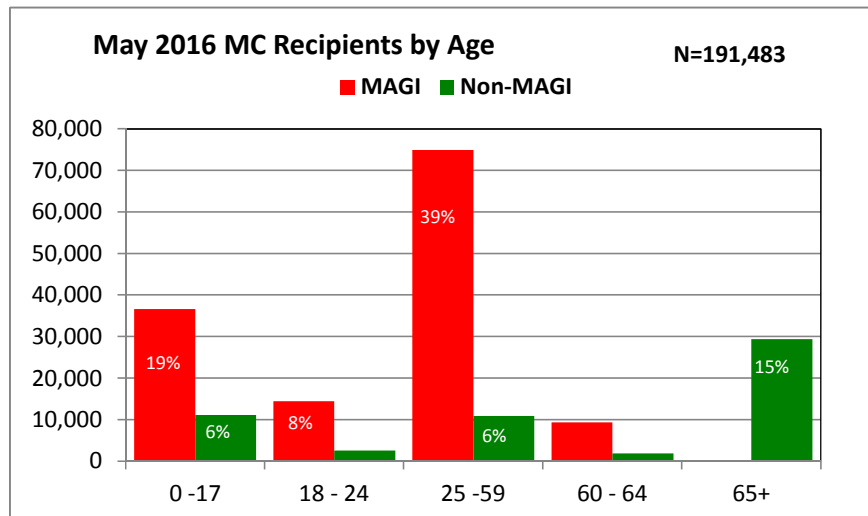
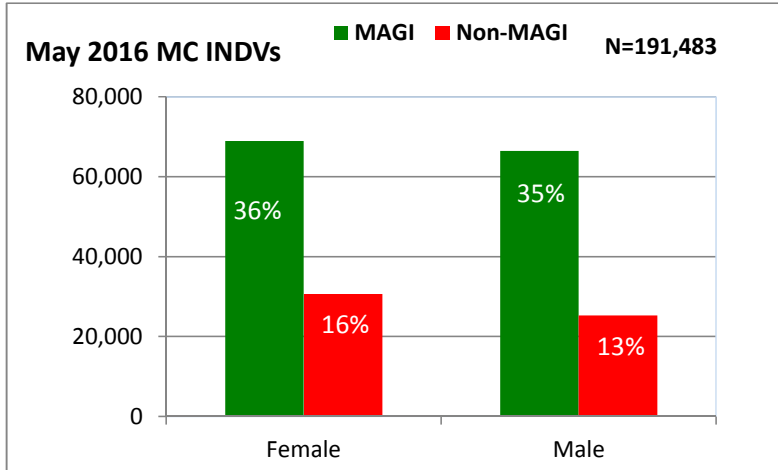
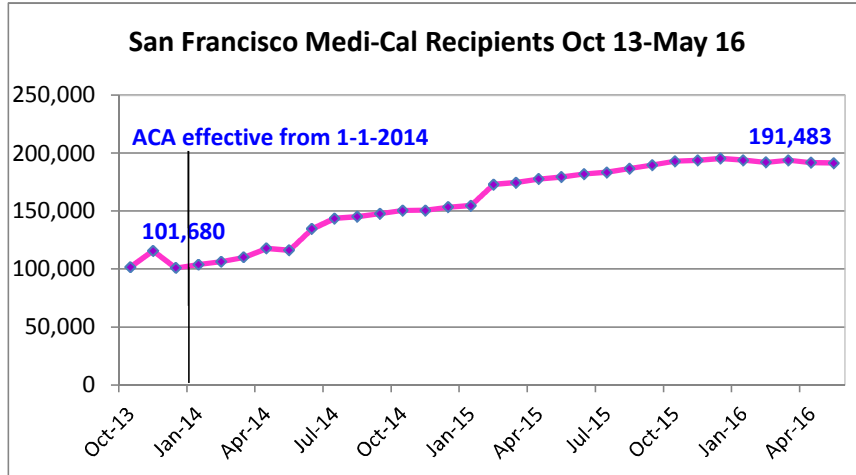


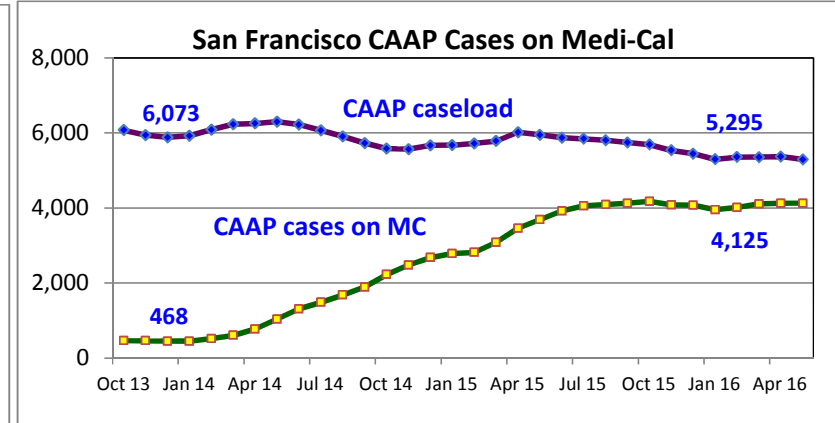
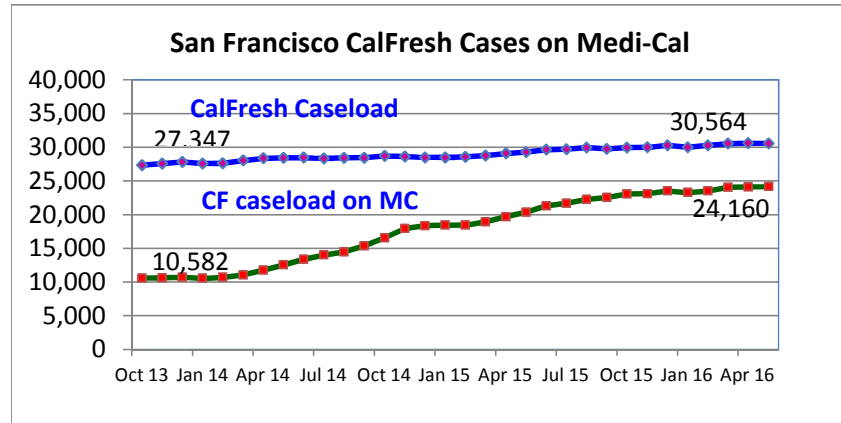
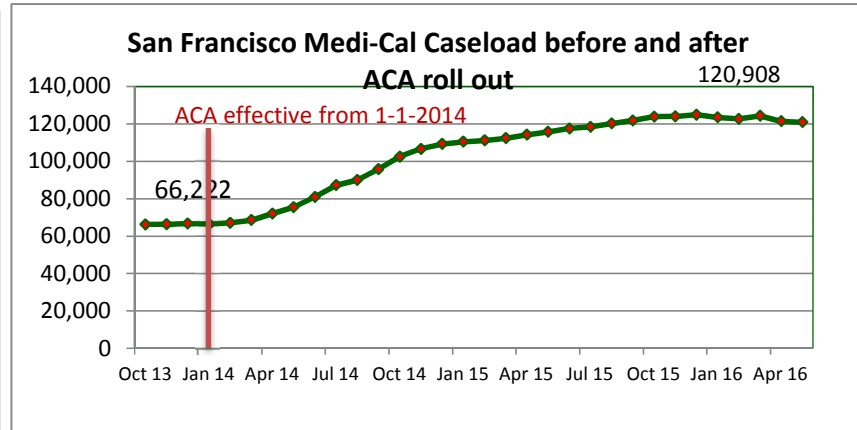
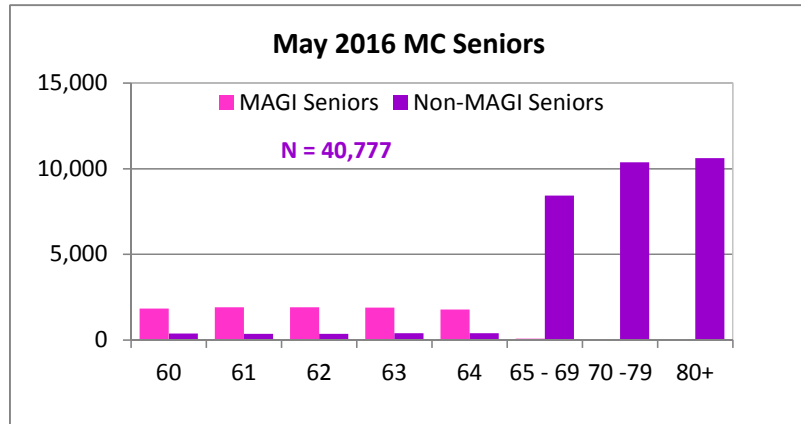
**San Francisco Human Services Agency  
May 2016 Medi-Cal Dashboard**



**Highlights:**

1. The number of Medi-Cal recipients increased by 89,803 between October 2013 and May 2016, reflecting an increase of 88%.
2. The Modified Adjusted Gross Income (MAGI) enrollees account for 71% of the total MC recipients.
3. The number of MAGI enrollees has risen by more than 100% between Jan 2015 and May 2016. MAGI enrollees between 25-64 years of age is maximum at 39% of the total reflecting the fact that ACA facilitated the coverage of adults between 18-64 years of age.
4. There is no significant variation in gender proportions between MAGI and non-MAGI groups.

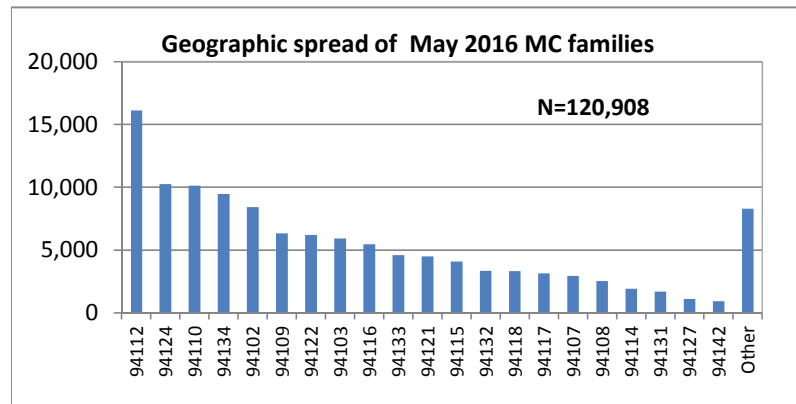
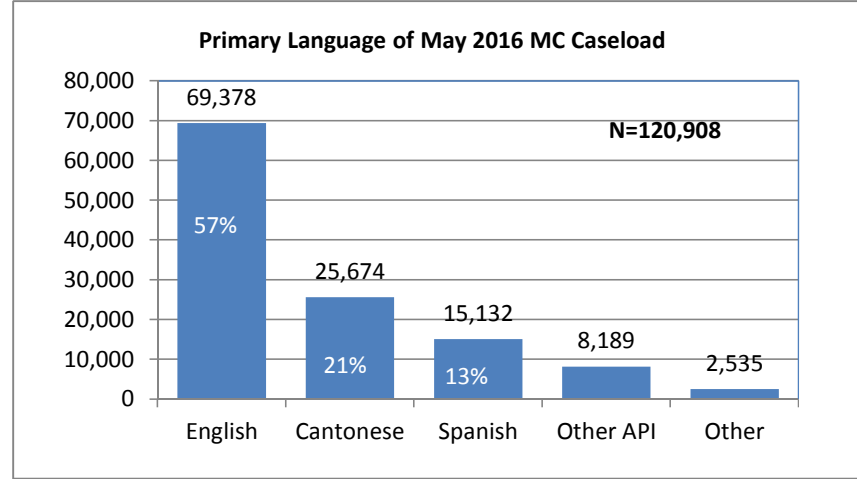
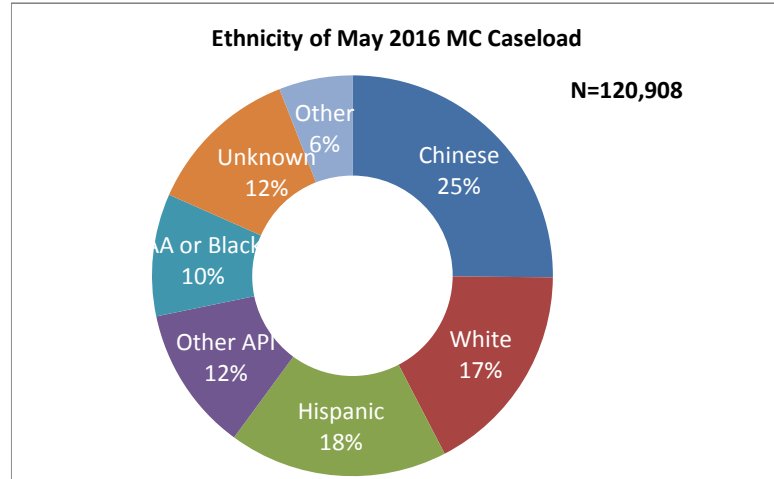
**San Francisco Human Services Agency  
May 2016 Medi-Cal Dashboard**



**Highlights Contd.:**

- 5 The share of seniors (60+) at 21% has remained almost the same since April 2015.
- 6 The MC households (HHs) rose by 83% between October 2013 and May 2016, a rise of 54,686 households.
- 7 In calendar year 2016, the number of MC HHs has declined slightly by 2%, a decline of 2,562 HHs.
- 8 In Oct 2013, only 39% of CalFresh cases were receiving Medi-Cal services. By May 2016, it has risen to 79% of all CalFresh cases.
- 9 In Oct 2013 less than 500 CAAP clients were on Medi-Cal; by May 2016, more than three fourths of CAAP clients were also enrolled in MC.

**San Francisco Human Services Agency  
May 2016 Medi-Cal Dashboard**



**Highlights contd.:**

- 10** More than half of all MC HHs speak English.
- 11** Chinese account for a quarter of the total HHs followed by the Hispanic (18%) and the White (17%).
- 12** Chinese and Other API languages account for 37% of all languages spoken by MC HHs.
- 13** Other includes a high number of HHs with unknown or unreported ethnicity (15,079) accounting for 12% of all households.
- 14** MC HHs are spread across the county, with Excelsior accounting for 13% (highest) followed by the Mission, Bayview and Portala at 8% each of the total HHs.

**Other Highlights:**

- 15** Long Term Care (LTC) recipients are a very small number (1,227) accounting for less than one percent of the total.
- 16** Share of cost (SOC) recipients are 10,627 in number and account for 6% of the total recipients. SOC enrollees have declined by 12% from April 2015 when they numbered 12,127 and accounted for 7% of the total.