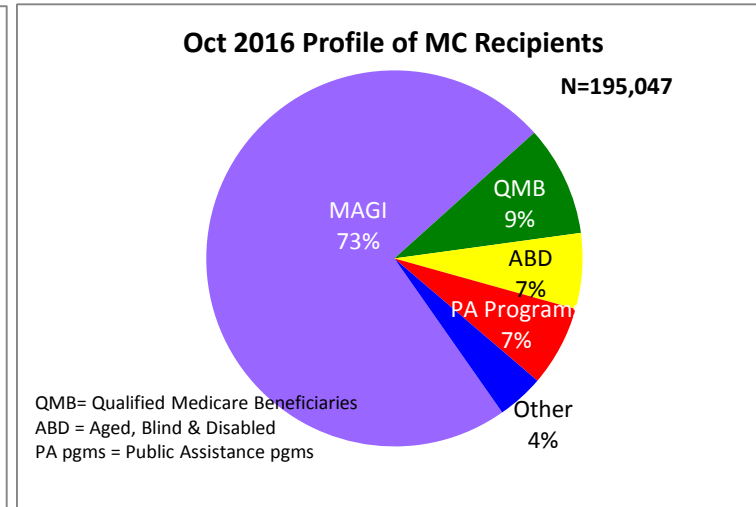
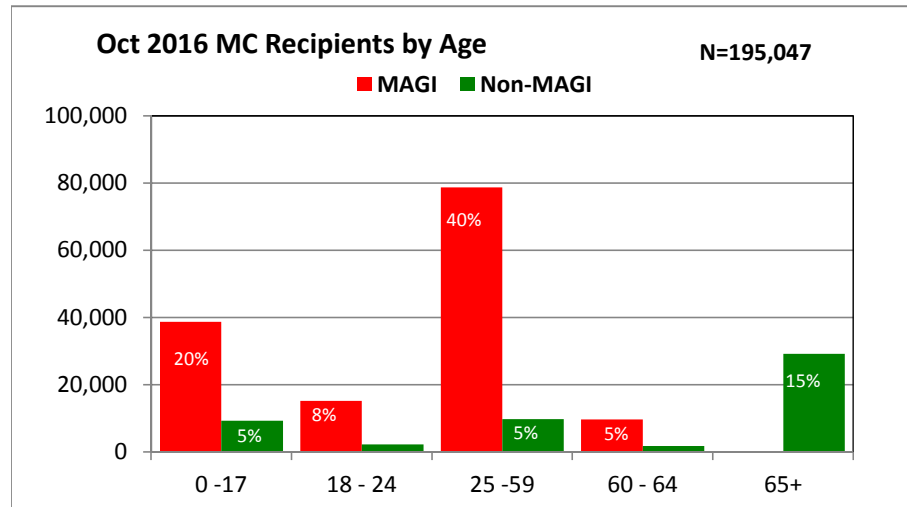
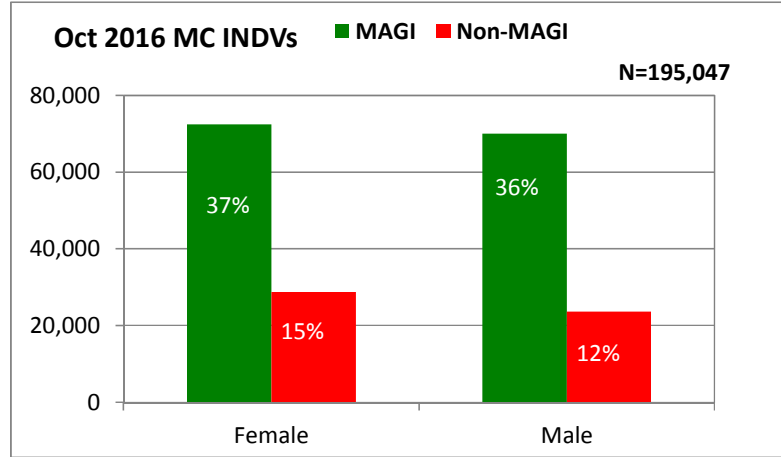
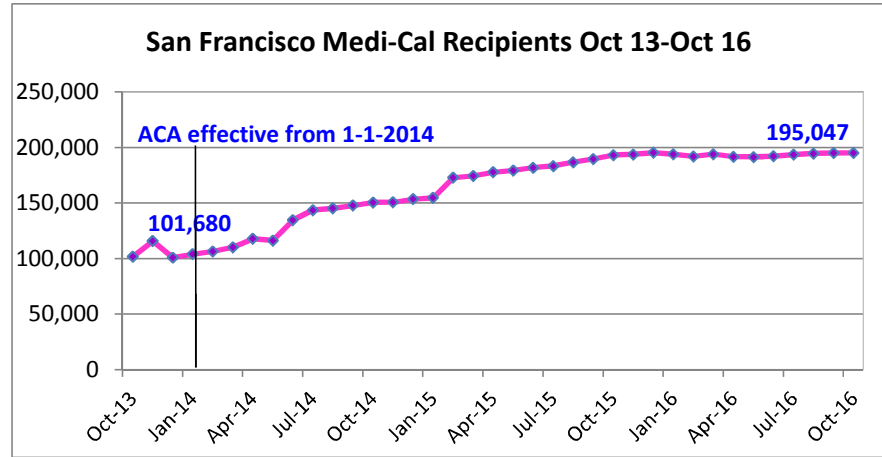


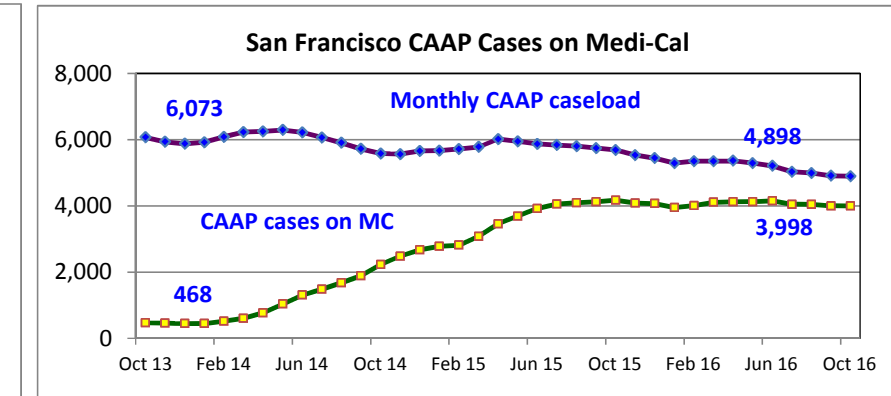
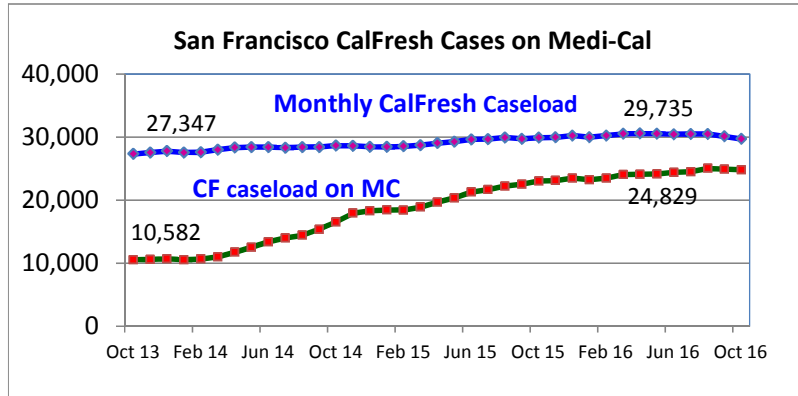
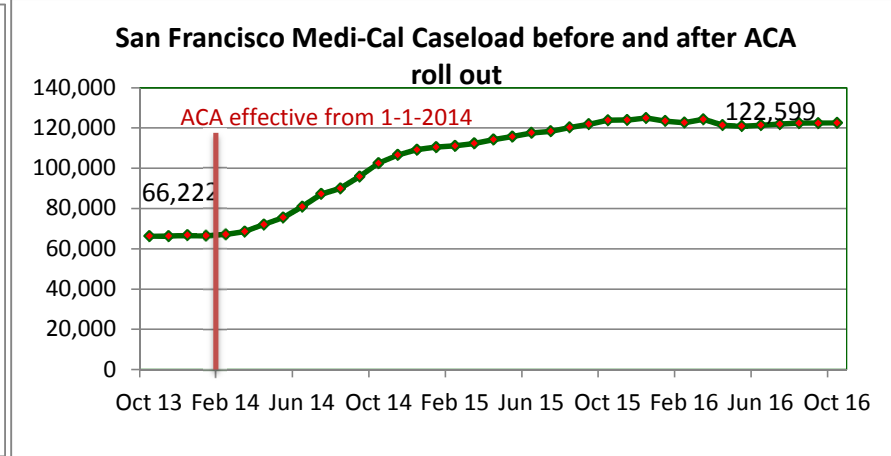
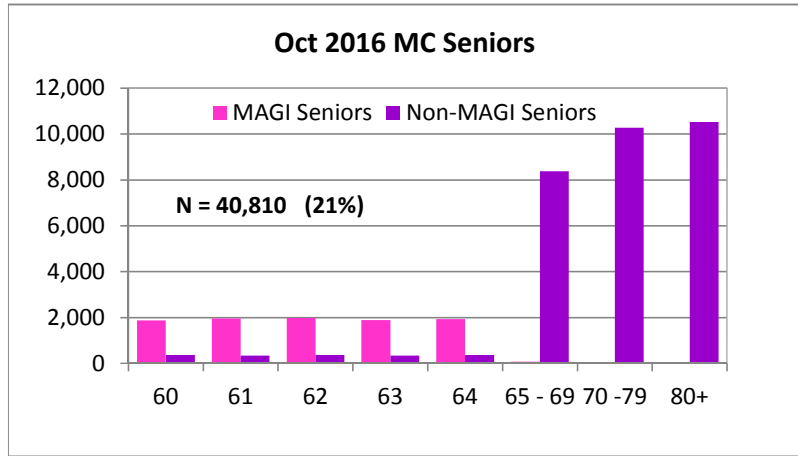
**San Francisco Human Services Agency  
October 2016 Medi-Cal Dashboard**



**Highlights:**

1. Between Oct 2013 and Oct 2016, the number of MC enrollees rose by 93,367, a 92% increase.
2. The Public Assistance program recipients (CW, FC, AA & KG) and the Aged, Blind & Disabled account for 7% each of the total.
3. The Modified Adjusted Gross Income (MAGI) enrollees account for 73% of the total MC recipients. Their number has increased by 82,609 since Jan 2015 representing a rise of 138%.
4. Though there is no significant variation in gender proportions between MAGI and non-MAGI groups, females outnumber males (52%).

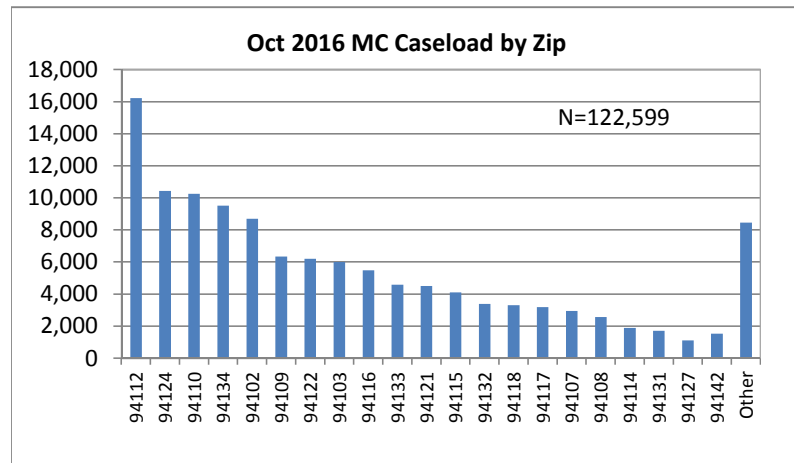
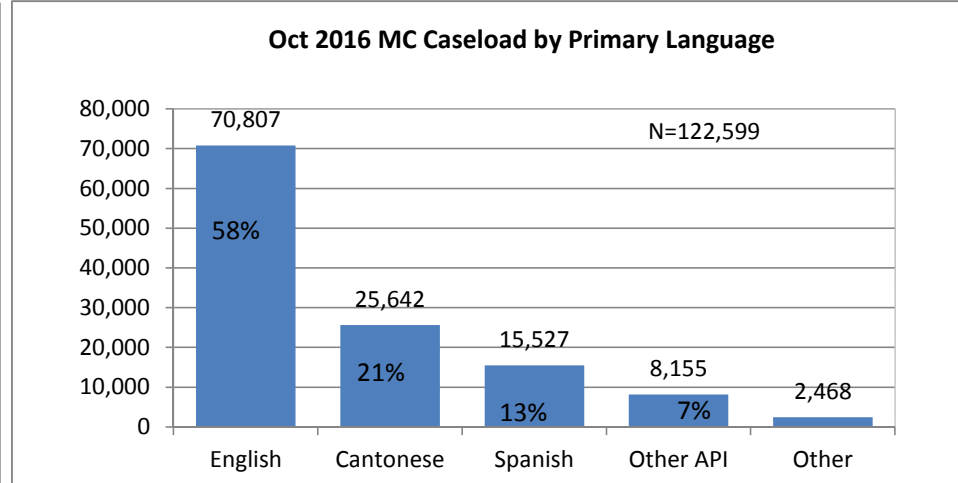
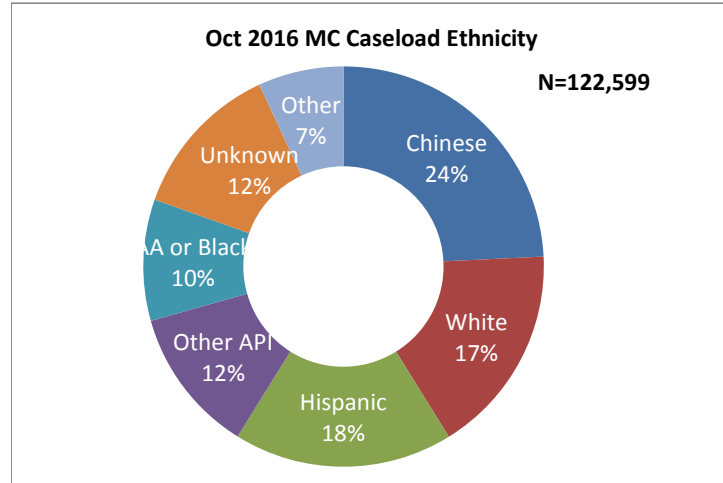
**San Francisco Human Services Agency  
October 2016 Medi-Cal Dashboard**



**Highlights Contd.:**

- 5 Seniors (60+) account for 21% of the total, a proportion that has remained more or less the same since April 2015. However, the number of seniors increased by 3,768 since Jan 2015, an increase 10%..
- 6 The MC households (HHs) rose by 85% between Oct 2013 and Oct 2016, a rise of 56,377 households.
- 7 In calendar year 2016, the number of MC HHs has declined slightly by 1%, a decline of 871 HHs.
- 8 The CalFresh and CAAP program staff along with Medi-Cal staff have ensured that whenever clients are eligible, they are on either CalFresh or CAAP or both. As a result, 82% of CAAP and 84% of CalFresh cases are enrolled in Medi-Cal.

**San Francisco Human Services Agency  
October 2016 Medi-Cal Dashboard**



**Highlights contd.:**

- 9 More than half of all MC HHs speak English.
- 10 Twenty one percent of all MC enrollees speak Cantonese.
- 11 API languages including Cantonese account for 29% of all languages spoken by MC HHs.
- 12 Chinese account for nearly a quarter of the total HHs followed by the Hispanic (18%) and the White (17%).
- 13 Other includes a high number of HHs with unknown or unreported ethnicity (15,542) accounting for 13% of all households.
- 14 MC HHs are spread across the county, with Excelsior accounting for 13% (highest) followed by Bayview (9%) and the Mission & Vis Valley at 8% each of the total HHs.

**Other Highlights:**

- 15 Long Term Care (LTC) recipients are a very small number (1,175) accounting for less than one percent of the total. The number of LTC clients has declined by 17% since April 2015 (244) from a high of 1,419.
- 16 Share of cost (SOC) recipients are 10,589 in number and account for 5% of the total recipients. The number of SOC enrollees has declined by 13% from April 2015 when they were 12,127 in number and accounted for 7% of the total.