

# CAAP Caseload Demographics



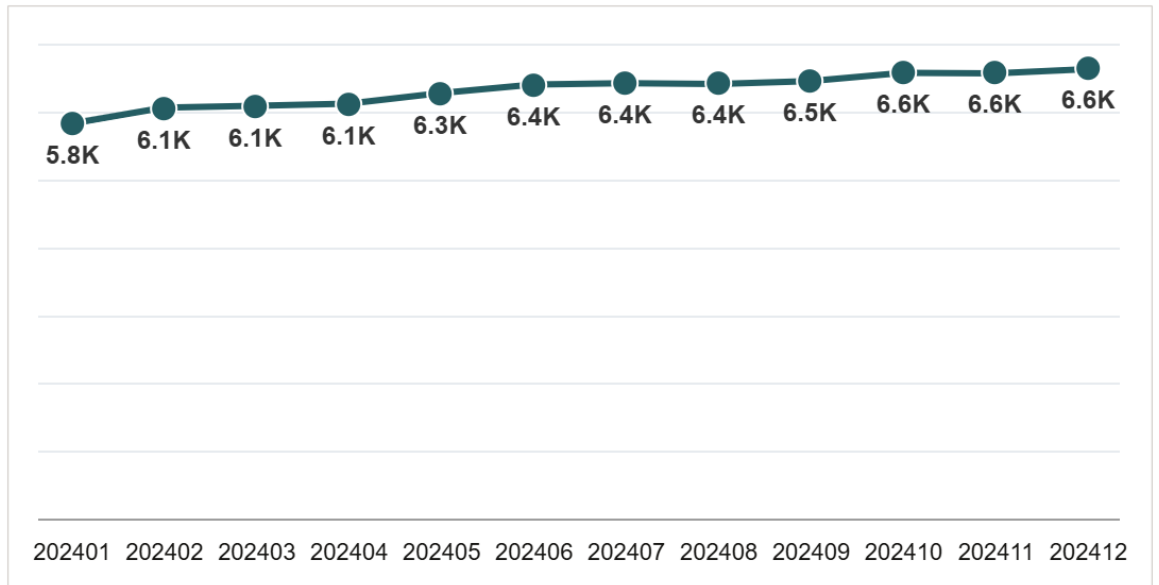
SAN FRANCISCO HUMAN SERVICES AGENCY  
Department of Benefits  
and Family Support

2024-December

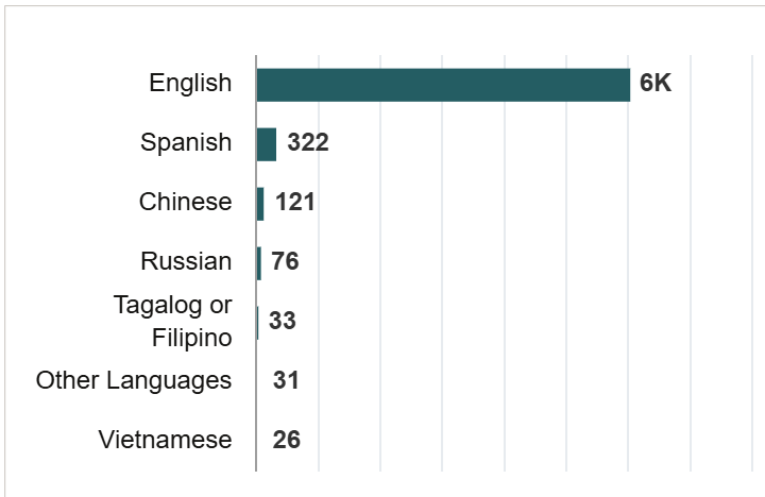
## CAAP Persons Over Time

Persons

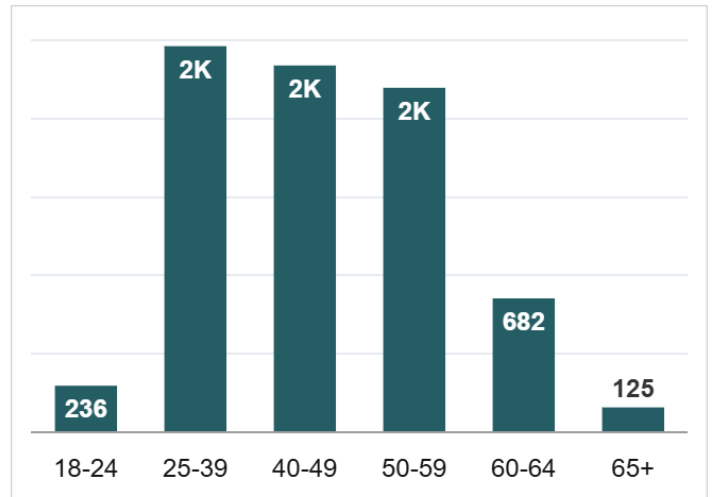
**6,644**



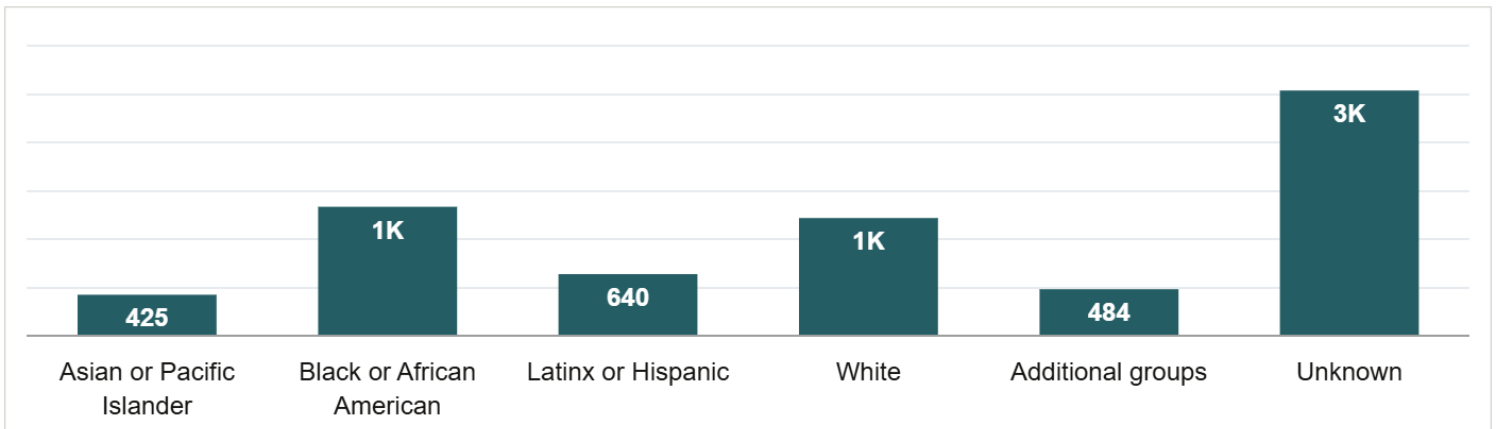
## CAAP Persons by Primary Language



## CAAP Persons by Age Group

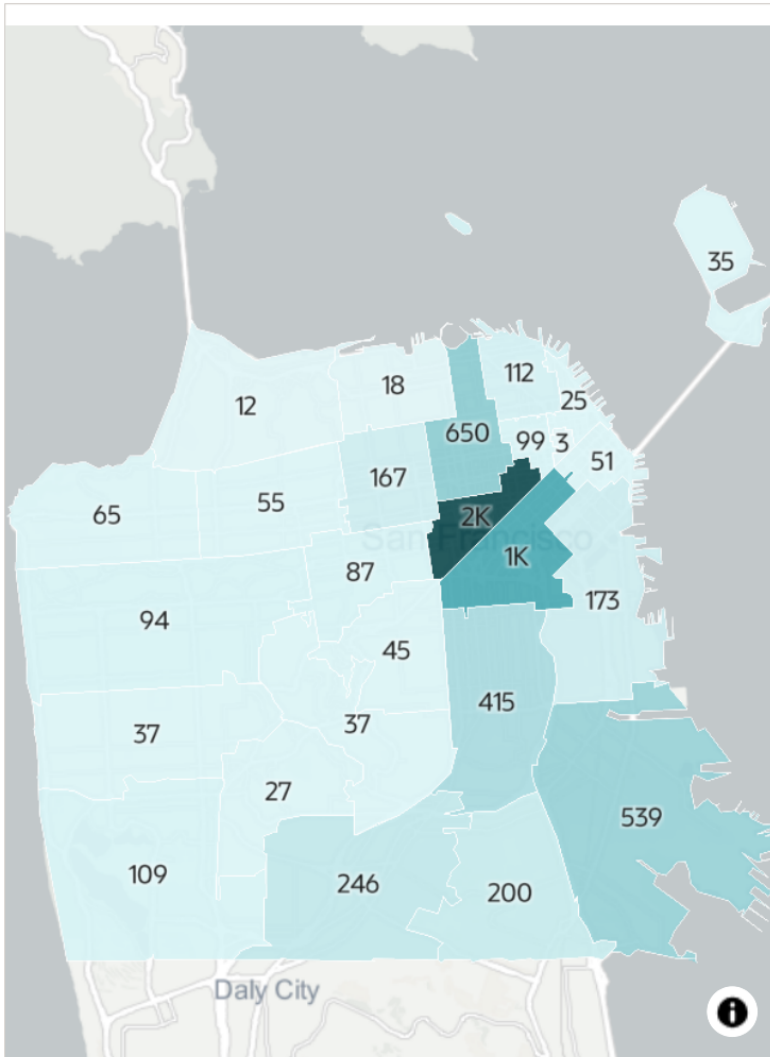


## CAAP Persons by Race/Ethnicity



# CAAP Caseload Demographics

## CAAP Persons by ZIP Code of Residence



| ZIP   | Neighborhood                          | Persons |
|-------|---------------------------------------|---------|
| 94102 | Hayes Valley/Civic Center/Tenderloin  | 2,088   |
| 94103 | South of Market                       | 1,096   |
| 94109 | Polk/Russian Hill/Nob Hill            | 650     |
| 94124 | Bayview/Hunters Point                 | 539     |
| 94110 | Mission District/Bernal Heights       | 415     |
| 94112 | Ingleside/Excelsior                   | 246     |
| 94134 | Visitacion Valley                     | 200     |
| 94107 | Potrero Hill/SOMA                     | 173     |
| 94115 | Western Addition/Japantown            | 167     |
| 94133 | North Beach                           | 112     |
| 94132 | Lake Merced/Lakeside                  | 109     |
| 94108 | Chinatown                             | 99      |
| 94122 | Sunset                                | 94      |
| 94117 | Haight-Ashbury                        | 87      |
| 94158 | Mission Bay                           | 74      |
| 94121 | Outer Richmond                        | 65      |
| Other | Other                                 | 65      |
| 94118 | Inner Richmond                        | 55      |
| 94105 | Rincon Hill                           | 51      |
| 94114 | Castro/Noe Valley                     | 45      |
| 94116 | Sunset/Parkside/Forest Hill           | 37      |
| 94131 | Twin Peaks/Glen Park                  | 37      |
| 94130 | Treasure Island                       | 35      |
| 94127 | St. Francis Wood/Miraloma/West Portal | 27      |
| 94111 | Embarcadero                           | 25      |
| 94142 | General Delivery                      | 20      |
| 94123 | Marina/Cow Hollow                     | 18      |
| 94129 | Presidio                              | 12      |
| 94104 | Financial District                    | 3       |

### Notes

|            |
|------------|
| Data As Of |
| 02/19/2025 |

Looking for historical caseload data? Find it on DataSF:  
<https://data.sfgov.org/d/kc49-udxn>

Data is from SFHSA's CalSAWS eligibility system. With questions, contact [SFHSAPlanning@sfgov.org](mailto:SFHSAPlanning@sfgov.org).

Please note that program eligibility may be redetermined retroactively and figures are subject to change.