

Program Name CalFresh

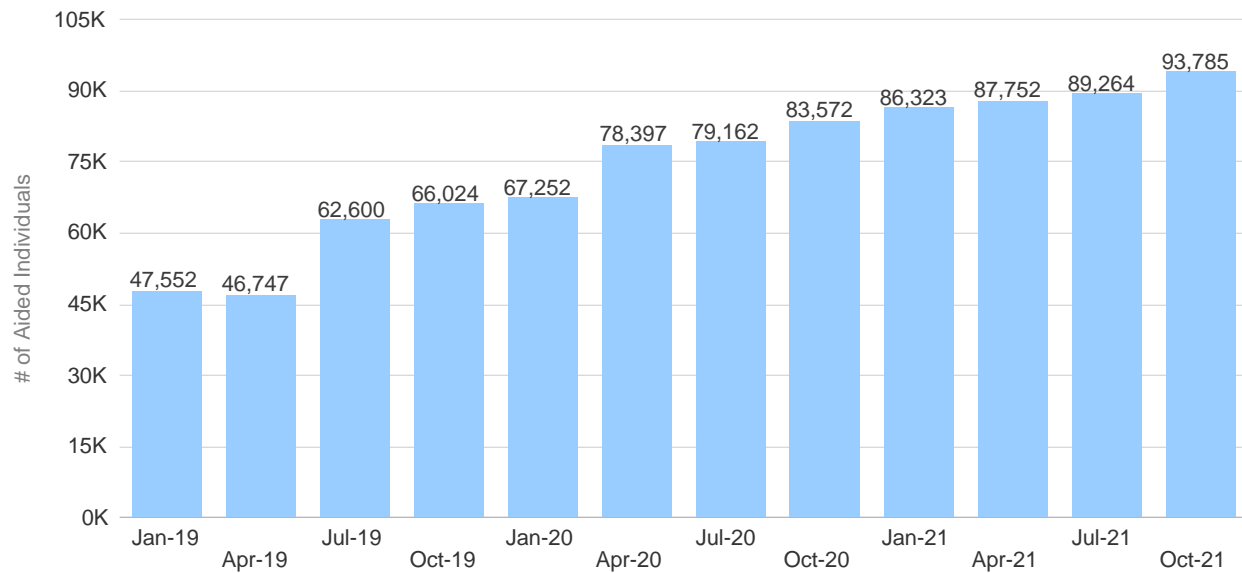
Program Name	Total Number of Aided Individuals	Total Number of Aided Cases (Households)
CalFresh	93,867	67,232

Program: CalFresh
Data Source: CalWIN System as of Dec-2021
San Francisco Human Services Agency Planning Unit

Aided Individual Trend Over Time

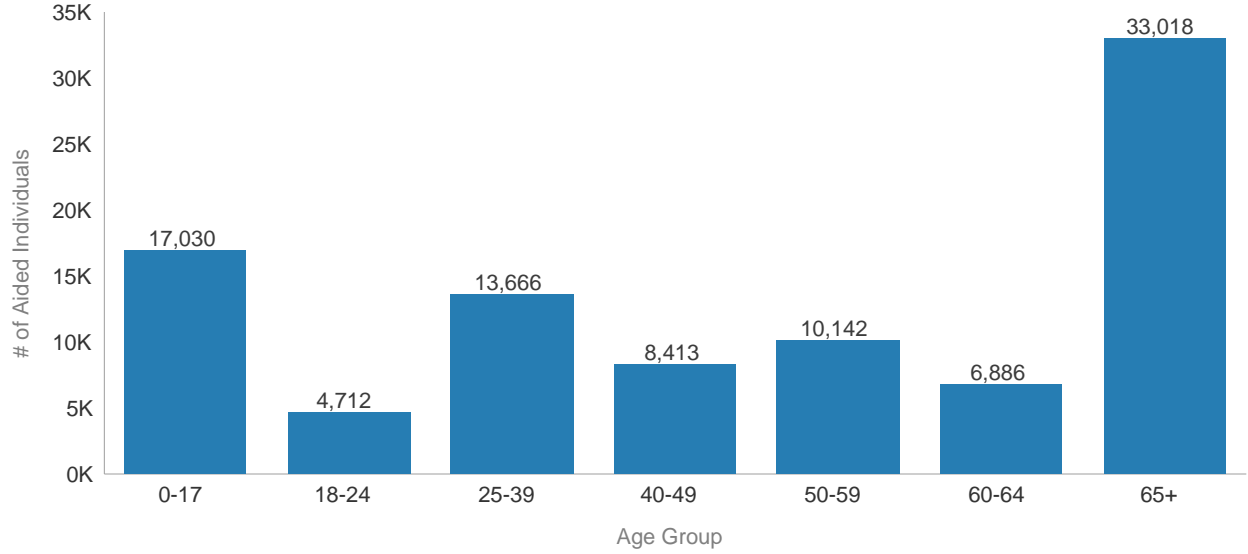
Caseload data in recent months are impacted by retroactive changes and are excluded from this trend analysis. Monthly counts are subject to change over time due to case revisions.

of Aided Individuals



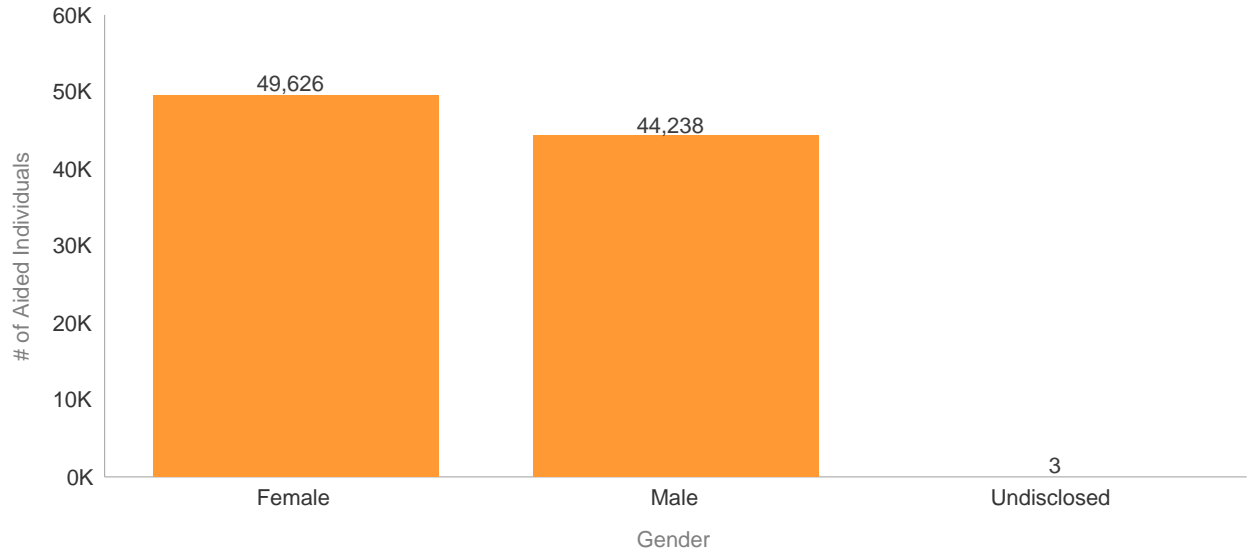
Program: CalFresh
Data Source: CalWIN System as of Dec-2021
San Francisco Human Services Agency Planning Unit

Total Aided Individuals, by Age Group



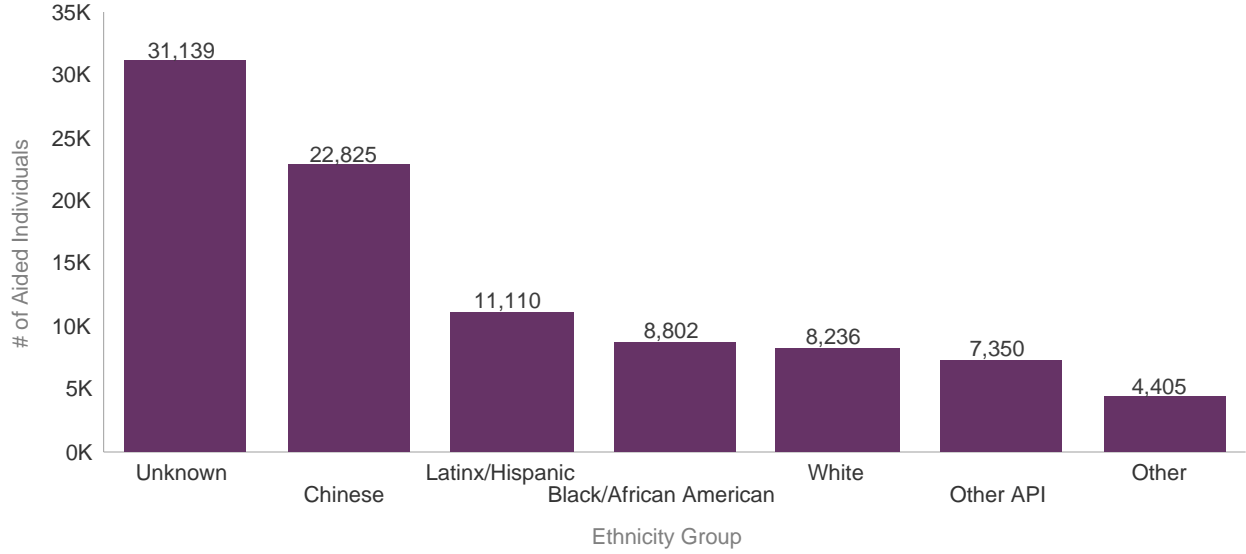
Program: CalFresh
Data Source: CalWIN System as of Dec-2021
San Francisco Human Services Agency Planning Unit

Total Aided Individuals, by Gender



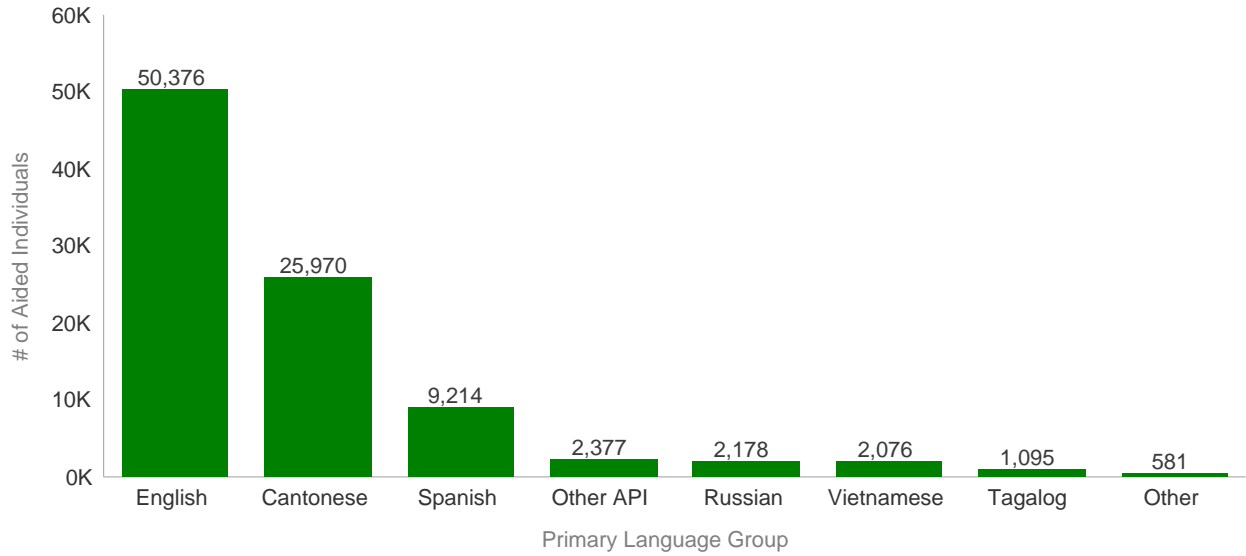
Program: CalFresh
Data Source: CalWIN System as of Dec-2021
San Francisco Human Services Agency Planning Unit

Total Aided Individuals, by Ethnicity Group



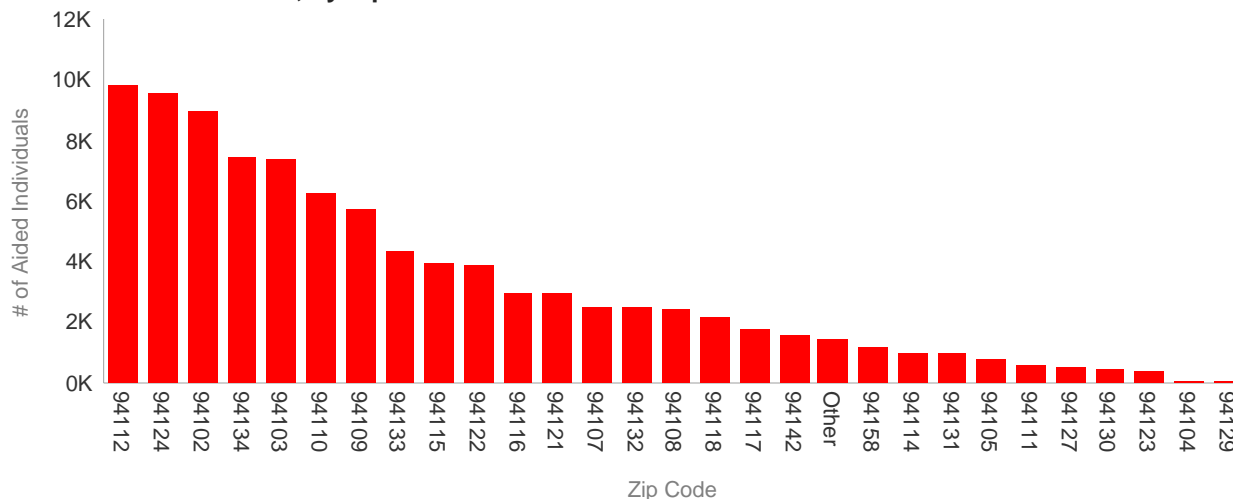
Program: CalFresh
Data Source: CalWIN System as of Dec-2021
San Francisco Human Services Agency Planning Unit

Total Aided Individuals, by Language Group



Program: CalFresh
Data Source: CalWIN System as of Dec-2021
San Francisco Human Services Agency Planning Unit

Total Aided Individuals, by Zip Code



Zip Code	San Francisco Neighborhood	# of Aided Individuals
94112	Ingleside/Excelsior	9,831
94124	Bayview/Hunters Point	9,570
94102	Hayes Valley/Civic Center/Tenderloin	8,949
94134	Visitacion Valley	7,415
94103	South of Market	7,351
94110	Mission District/Bernal Heights	6,244
94109	Polk/Russian Hill/Nob Hill	5,718
94133	North Beach	4,340
94115	Western Addition/Japantown	3,976
94122	Sunset	3,878
94116	Sunset/Parkside/Forest Hill	2,992
94121	Outer Richmond	2,977
94107	Potrero Hill/SOMA	2,529
94132	Lake Merced/Lakeside	2,499
94108	Chinatown	2,480
94118	Inner Richmond	2,202
94117	Haight-Ashbury	1,765
94142	General Delivery	1,565
Other	Other	1,471
94158	Mission Bay	1,189
94114	Castro/Noe Valley	1,015
94131	Twin Peaks/Glen Park	995
94105	Rincon Hill	792
94111	Embarcadero	578
94127	St. Francis Wood/Miraloma/West Portal	511
94130	Treasure Island	478
94123	Marina/Cow Hollow	387
94104	Financial District	95
94129	Presidio	75
Grand Total		93,867

Program: CalFresh
 Data Source: CalWIN System as of Dec-2021
 San Francisco Human Services Agency Planning Unit