

Program Name CalWORKs

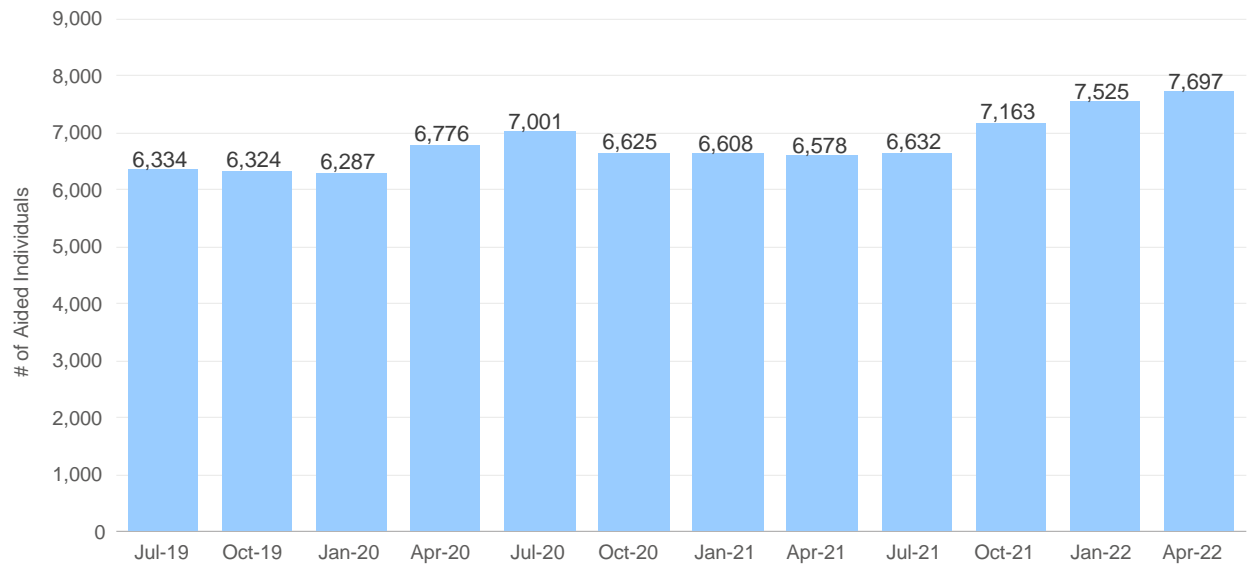
Program Name	Total Number of Aided Individuals	Total Number of Aided Cases (Households)
CalWORKs	7,853	3,233

Program: CalWORKs
Data Source: CalWIN System as of Jun-2022
San Francisco Human Services Agency Planning Unit

Aided Individual Trend Over Time

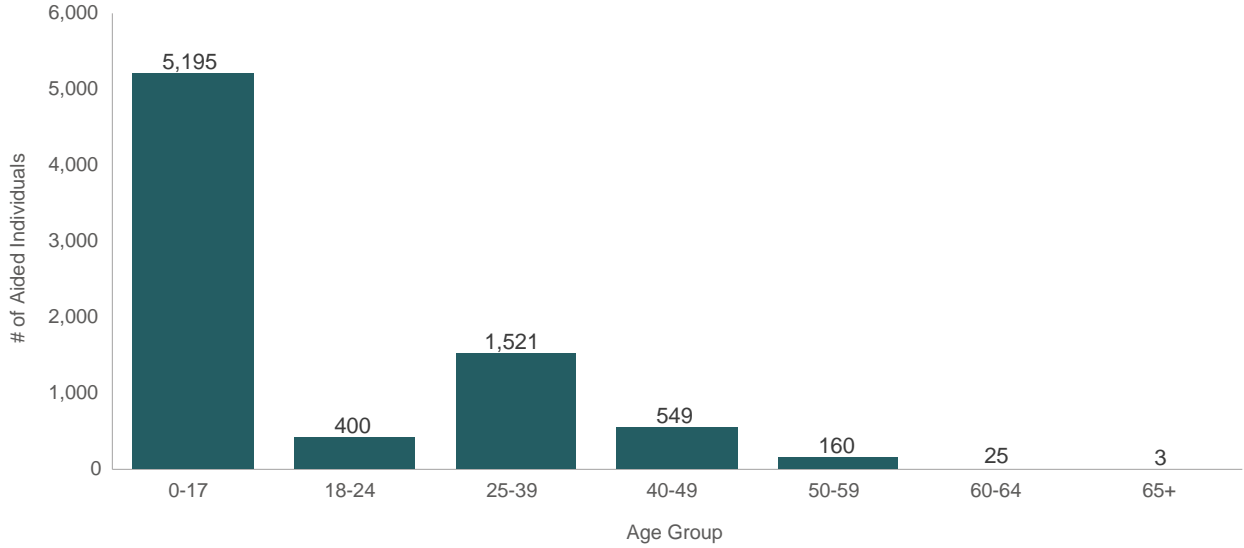
Caseload data in recent months are impacted by retroactive changes and are excluded from this trend analysis. Monthly counts are subject to change over time due to case revisions.

of Aided Individuals



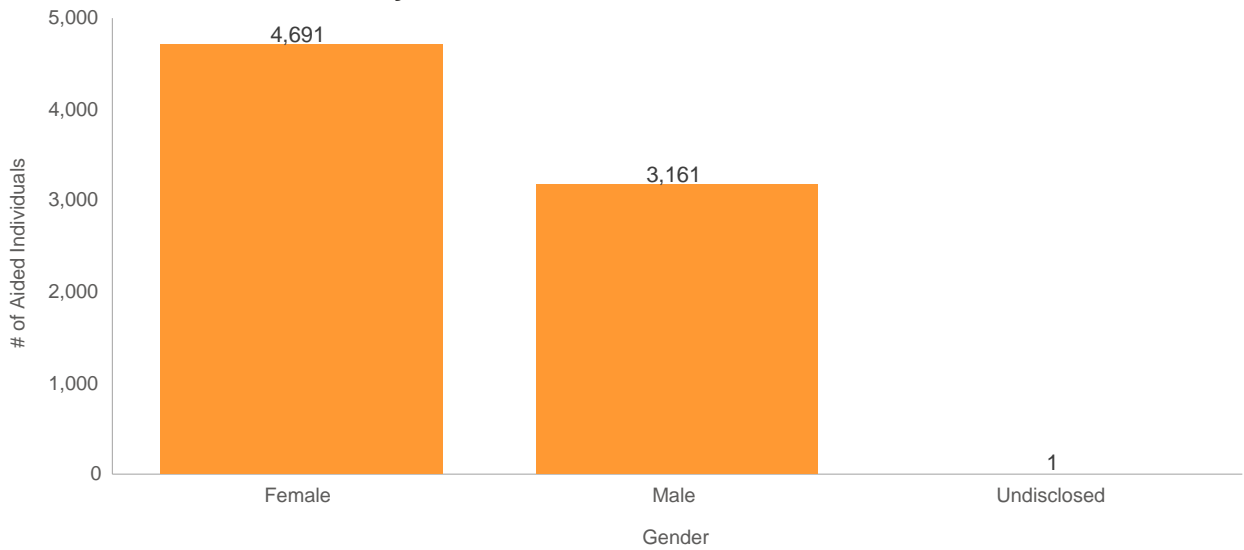
Program: CalWORKs
Data Source: CalWIN System as of Jun-2022
San Francisco Human Services Agency Planning Unit

Total Aided Individuals, by Age Group



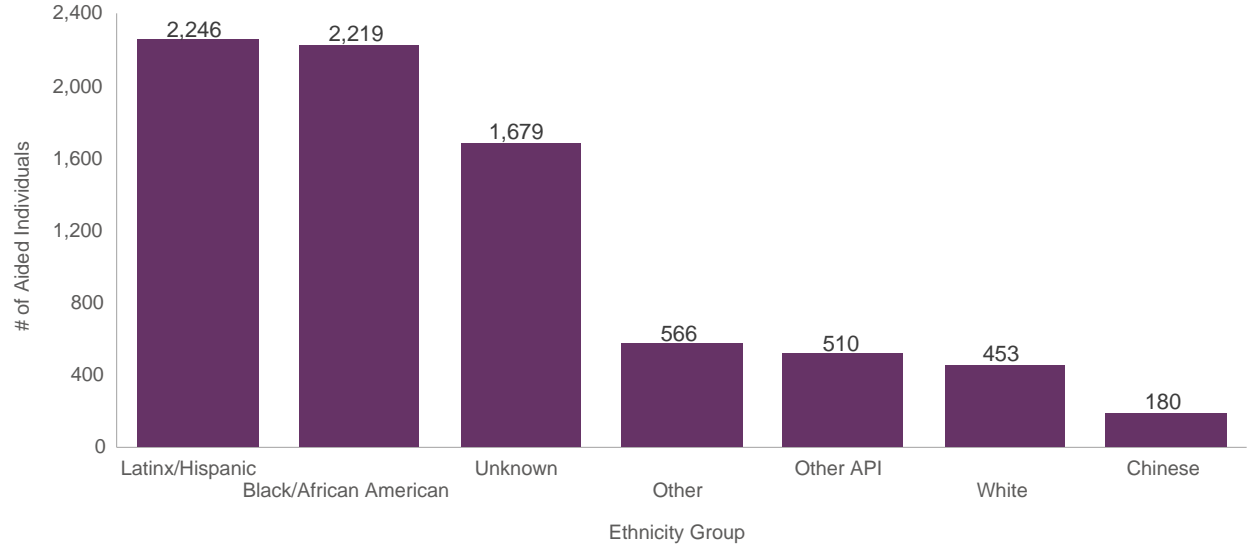
Program: CalWORKs
Data Source: CalWIN System as of Jun-2022
San Francisco Human Services Agency Planning Unit

Total Aided Individuals, by Gender



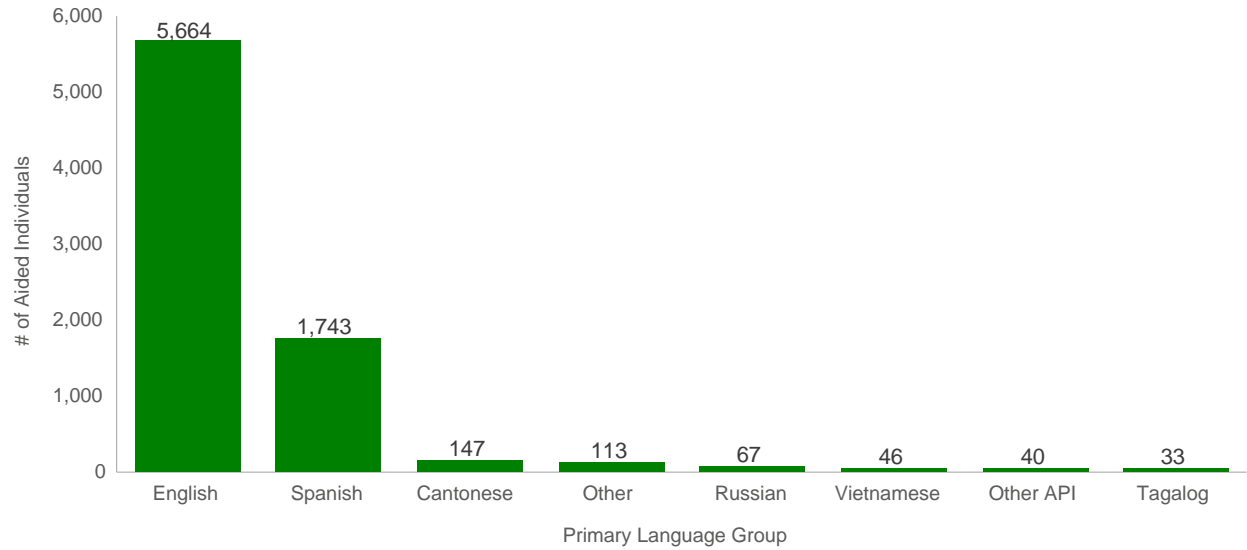
Program: CalWORKs
Data Source: CalWIN System as of Jun-2022
San Francisco Human Services Agency Planning Unit

Total Aided Individuals, by Ethnicity Group



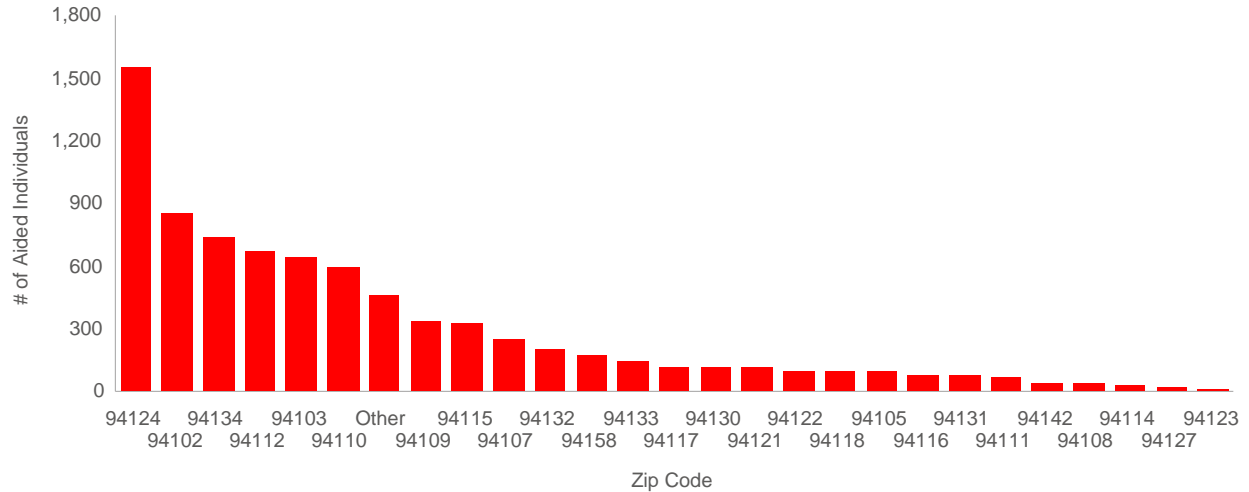
Program: CalWORKs
 Data Source: CalWIN System as of Jun-2022
 San Francisco Human Services Agency Planning Unit

Total Aided Individuals, by Language Group



Program: CalWORKs
 Data Source: CalWIN System as of Jun-2022
 San Francisco Human Services Agency Planning Unit

Total Aided Individuals, by Zip Code



Zip Code	San Francisco Neighborhood	# of Aided Individuals
94124	Bayview/Hunters Point	1,547
94102	Hayes Valley/Civic Center/Tenderloin	843
94134	Visitacion Valley	737
94112	Ingleside/Excelsior	664
94103	South of Market	635
94110	Mission District/Bernal Heights	585
Other	Other	458
94109	Polk/Russian Hill/Nob Hill	331
94115	Western Addition/Japantown	322
94107	Potrero Hill/SOMA	246
94132	Lake Merced/Lakeside	201
94158	Mission Bay	173
94133	North Beach	145
94117	Haight-Ashbury	116
94130	Treasure Island	116
94121	Outer Richmond	111
94122	Sunset	97
94118	Inner Richmond	94
94105	Rincon Hill	89
94116	Sunset/Parkside/Forest Hill	74
94131	Twin Peaks/Glen Park	72
94111	Embarcadero	65
94142	General Delivery	36
94108	Chinatown	33
94114	Castro/Noe Valley	28
94127	St. Francis Wood/Miraloma/West Portal	21
94123	Marina/Cow Hollow	10
Grand Total		7,853

Program: CalWORKs
 Data Source: CalWIN System as of Jun-2022
 San Francisco Human Services Agency Planning Unit